

**NOAA
FISHERIES**

Management & Budget Update

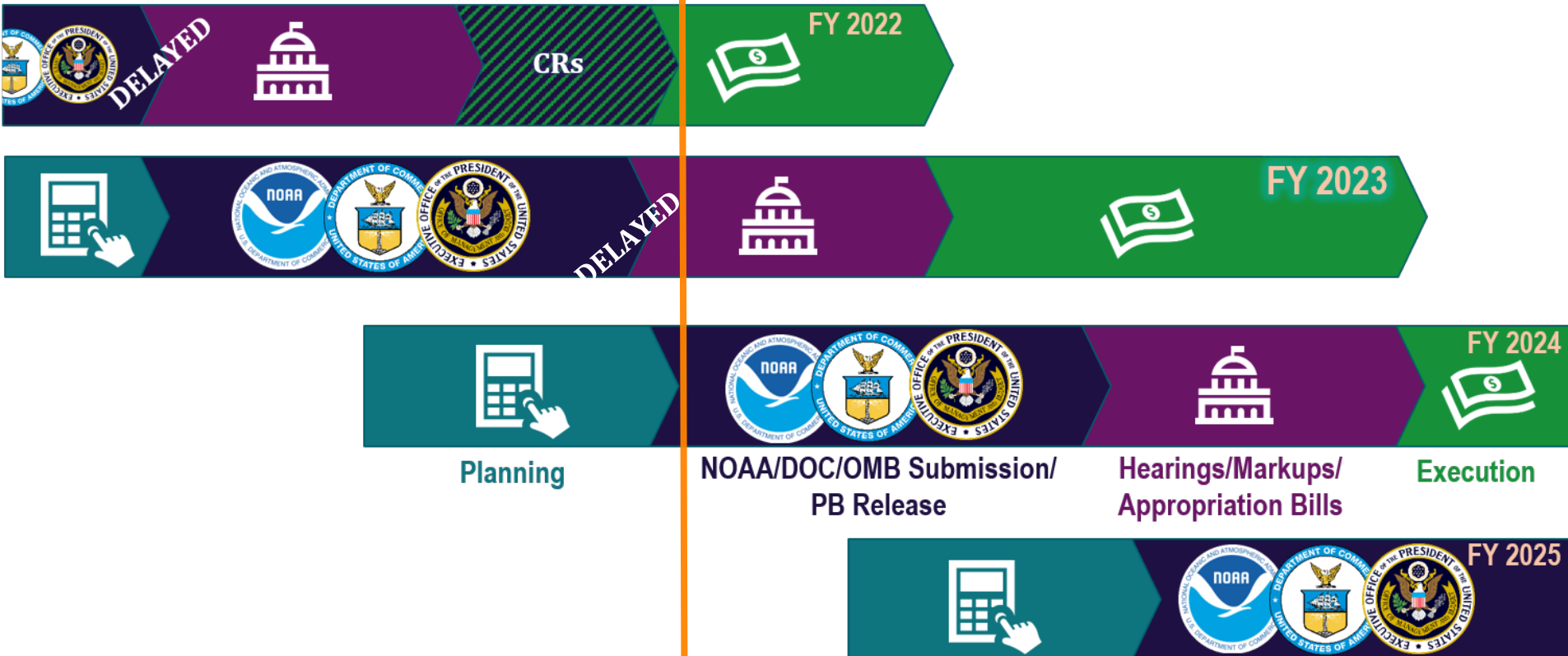
Gulf States Marine Fisheries Commission

Brian Pawlak
CFO/CAO Director
March 17, 2022

Federal Budget Timeline

We are **here** in the process

Calendar Year 2021												CY 2022												CY 2023											
Jan	Feb	Mar	Apr	May	Jun	Jul	Aug	Sept	Oct	Nov	Dec	Jan	Feb	Mar	Apr	May	Jun	Jul	Aug	Sept	Oct	Nov	Dec	Jan	Feb	Mar	Apr	May	Jun	Jul	Aug	Sept	Oct	Nov	Dec



FY 2022 President's Budget vs Enacted

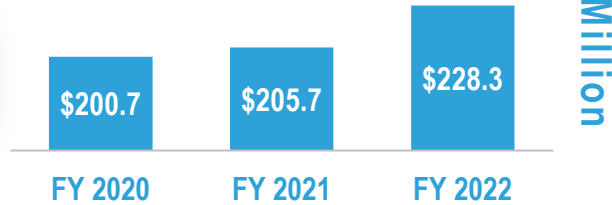
FY 2022	Pres Bud Request	Enacted
Discretionary Accounts (ORF)	\$1.1B	\$1.02B
Total Increase from FY21 Enacted (ORF)	+\$134.5M	+\$51.1M
Programmatic Increases Requested (Pres Bud) / Funded (House Mark)	+\$104.1M	+\$29.5M



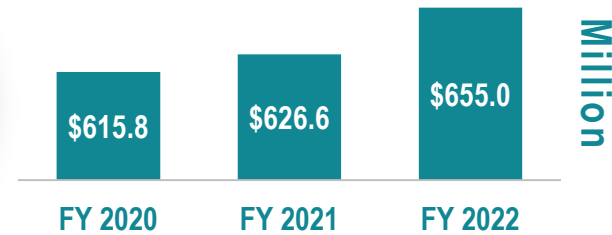
NMFS Budget (ORF)



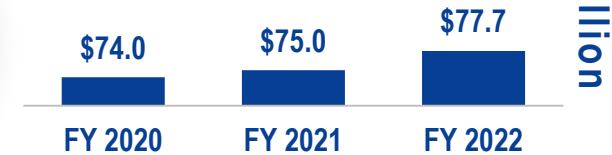
Protected Resources



Fisheries Science & Management



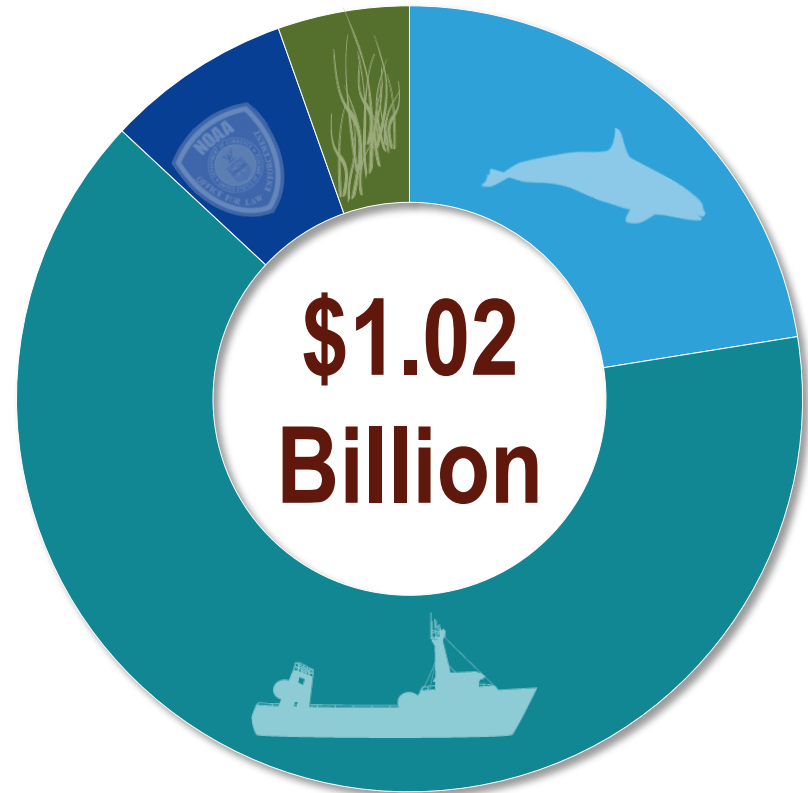
Enforcement



Habitat Conservation & Restoration



FY 2022 Enacted



NOAA
FISHERIES

Regional Councils and Fisheries Commissions Funding – Detail

PPA/Detail funding (\$ in thousands)*	FY 2020 Enacted	FY 2021		FY 2022 Pres Bud & Enacted	Change: FY22 Enacted vs FY21 Enacted
		Enacted	Spend Plan		
Regional Councils and Fisheries Commissions	\$40,247	\$41,500	\$40,954	\$42,902	+\$1,402
<i>Regional Councils</i>	\$27,921	\$28,860	\$28,480	\$29,831	+\$971
<i>International Fisheries Commissions</i>	\$542	\$542	\$535	\$565	+\$23
<i>Interstate Fish Commissions – 3 Commissions</i>	\$3,483	\$3,600	\$3,553	\$3,721	+\$121
<i>Interstate Fish Commissions – Atlantic Cooperative Management</i>	\$8,301	\$8,498	\$8,386	\$8,785	\$287

*Funding represents enacted levels, not final grants amount to councils and commissions.



Many steps before funding is available

Budget Preparation and Review

Budget Planning

Budget planning, priorities guidance.



Budget Formulation - President's Budget Request

Guidance from NOAA, DOC, and OMB is provided to formulate the budget. Budget request to Congress is released the 1st Monday in February.

Congressional Action

Hearings & Mark-ups

Congress deliberates on the budget request typically through the spring and summer.



Appropriations

An appropriation bill is provided prior to the start of the fiscal year (Oct. 1).

Budget Execution

Apportionment

After the budget is appropriated, **an apportionment must be signed** to allow distribution of funds for obligation.



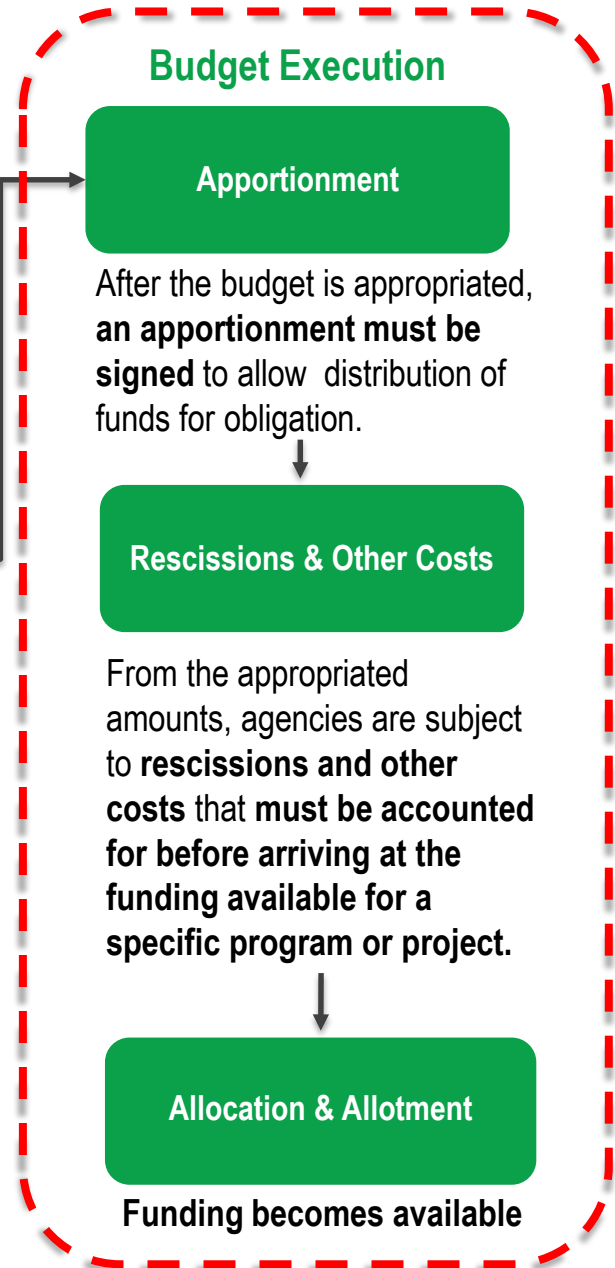
Rescissions & Other Costs

From the appropriated amounts, agencies are subject to **rescissions and other costs that must be accounted for before arriving at the funding available for a specific program or project.**



Allocation & Allotment

Funding becomes available



GSMFC FY 2022 Funds Status

- NMFS has received partial apportionment of funds
 - GSMFC: \$750K
 - In process for obligation w/in 10 days
- FY 2022 balance:
 - Will provide upon final budget apportionment
 - Expect similar to prior years (~\$1.3M in total)



NOAA
FISHERIES

Key GoM Investments **all** maintained at FY21 funding levels:

- Fisheries Information Networks
- SEAMAP
- Red Snapper/State Management Implementation
- South Atlantic Reef Fish Assessments
- Charter For-Hire EM/ER (mgt & enforcement)
- Interjurisdictional Fisheries Grants
- Cooperative Agreements w/States, incl. JEAs
- Recreational Fish Data Collection Collaboration
- Aquaculture Pilots (Regional and IMTA)
- Off-bottom Eastern Oyster Research



NOAA
FISHERIES

FY22 GoM Red Snapper Enacted Language

Supports:

- Delay implementing State-specific calibration until 2023
- NMFS, contract with non-governmental entity to assess which catch data programs provide best estimates of GOM recreational red snapper catch
- Integration of Great Red Snapper Count data and Gulf States catch data into:
 - Red snapper research track stock assessment – due 2023
 - Operational assessment - 2024



NOAA
FISHERIES

FY22 Enacted: Fisheries Data Collections, Surveys & Assessments

Detail PPAs	FY21 Enacted	FY22 PB	FY22 Enacted
Expand Annual Stock Assess.	\$84.7	\$104.2	\$94.4
Fisheries Statistics	\$22.0	\$22.8	\$22.8
Fisheries Info. Networks	\$24.0	\$24.1	\$24.0
Survey & Monitoring Projects	\$23.6	\$24.5	\$24.5
American Fisheries Act	\$2.7	\$2.9	\$2.9
Mar. Resources Monitoring, Assess. & Predict. Prgm (MARMAP)	\$0.8	\$0.8	\$0.8
Cooperative Research	\$13.0	\$13.2	\$13.0
SE Area Monitoring & Assess. Prog. (SEAMAP)	\$5.1	\$5.1	\$5.1
TOTAL PPA:	\$175.9	\$197.6	\$187.5



**NOAA
FISHERIES**

Infrastructure Investment & Jobs Act (IIJA)

Specific NMFS Provisions	\$ in total*
Habitat Restoration	\$491M
Consultations	\$20M
Fish Passage / Dam Removal	\$400M
Pacific Coastal Salmon Recovery Fund	\$172M

* Total funding over a five-year period (FYs 2022 through 2026)



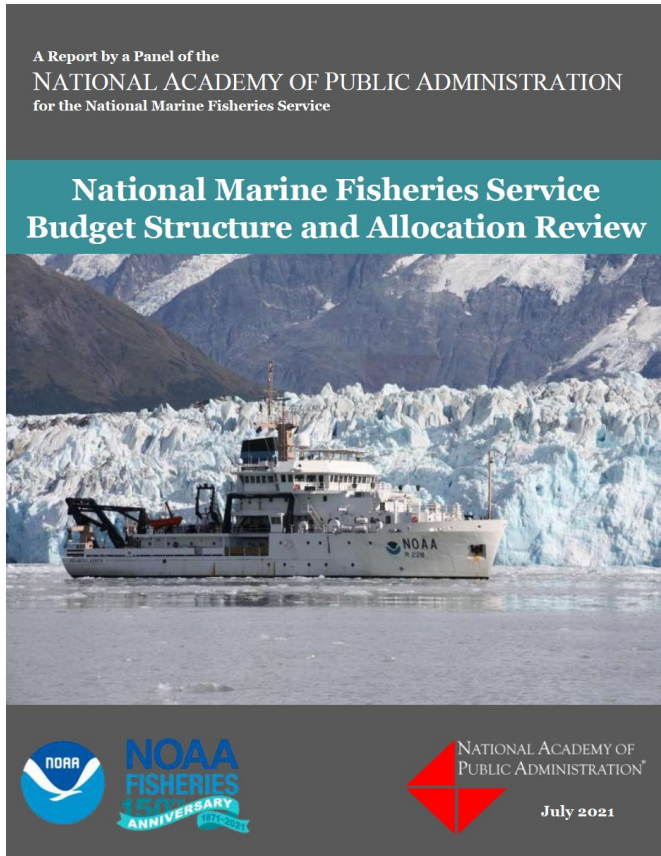
Gulf of Mexico State Agency Awards

Funding Levels by State Agency/Territory (\$M)	FY18	FY19	FY20	FY21
Alabama (AL)	\$0.3	\$0.3	\$0.3	\$0.3
Florida (FL)	\$2.5	\$47.8	\$3.4	\$10.9
Louisiana (LA)	\$0.9	\$25.6	\$25.8	\$2.2
Mississippi (MS)	\$0.4	\$0.4	\$0.4	\$0.3
Texas (TX)	\$0.4	\$14.4	\$0.5	\$0.5
Total	\$4.5	\$88.5	\$30.4	\$14.0

- FY19 includes Hurricane Irma Disaster Relief Assistance (DRA) (FL, \$44.6M) and Hurricane Harvey DRA (TX, \$13.9M)
- FY20 includes Coastal Wetlands Planning, Protection and Restoration Act project (LA, \$22M)
- FY21 includes Hurricane Michael DRA (FL, \$7.8M)



NAPA Report Recommendations



Strategic
Planning

Program
Management

Functional
Planning

Facilities

Communications

Account
Structure

<https://s3.us-west-2.amazonaws.com/napa-2021/NAPA-Final-Report-for-NOAA-Fisheries.pdf>





COVID & the path forward



NOAA
FISHERIES

Assistance for Fisheries Participants Affected by COVID-19


The Coronavirus Aid, Relief, and Economic Security (CARES) Act, 2020

\$300M

Coronavirus Response and Relief Supplemental Appropriations Act, 2021



\$300M



\$255M



\$30M



\$15M

States & territories with coastal and marine fishery participants

Tribal fishery participants in coastal & Great Lakes states

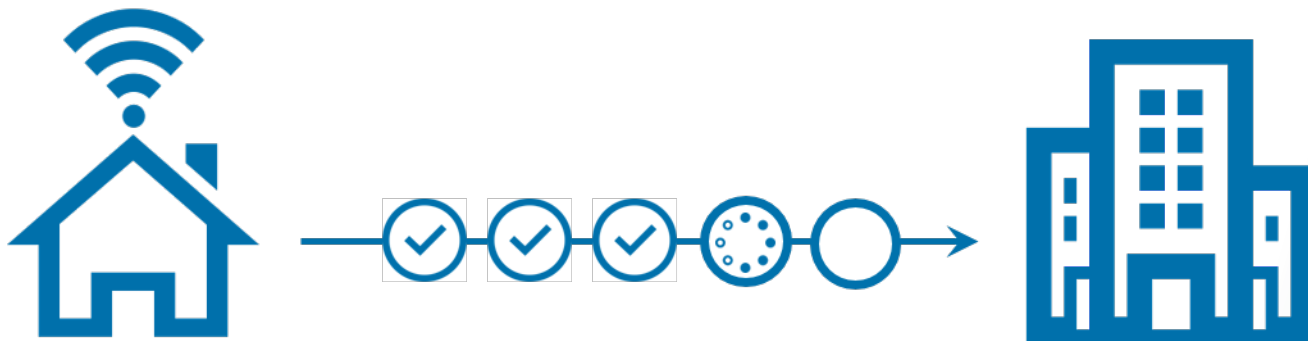
Great Lakes states



NOAA
FISHERIES

Return to the office: Smart, steady, flexible

- Driven by local data
- Phased approach
- Using consistent protocols
- Timing will vary around the country

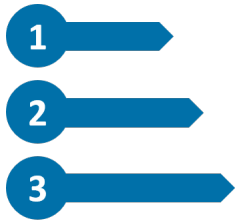


NOAA
FISHERIES

Future Outlook



Executing FY 2022



Planning FY23 & FY24 budgets within administration priorities: *including climate-ready fisheries, offshore wind, environmental equity, and economic development*



Operating in a safer workplace environment



NOAA
FISHERIES



Questions?



NOAA
FISHERIES

Background

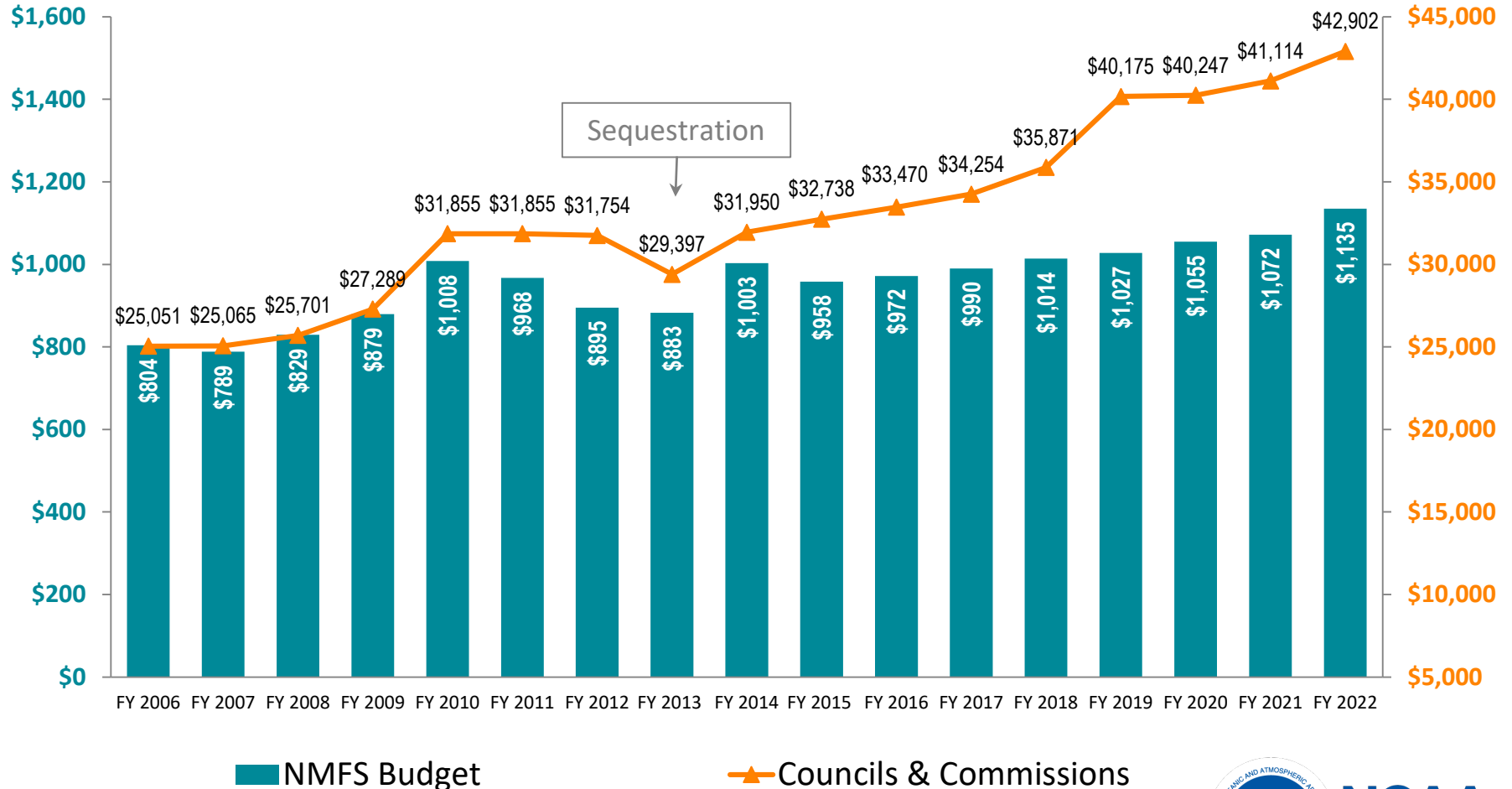


NOAA
FISHERIES

Historical Budget Trends of NMFS and Councils/Commissions

NMFS
(\$ millions)

Councils &
Commissions
(\$ thousands)



NOAA's FY 2022 Blue Book and full Congressional Justification are available at:

[https://www.noaa.gov/
organization/budget-finance-
performance/budget-and-reports](https://www.noaa.gov/organization/budget-finance-performance/budget-and-reports)



NOAA BLUE BOOK FY2022

